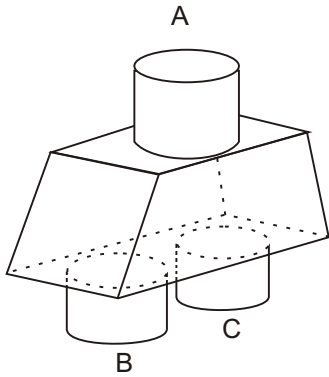
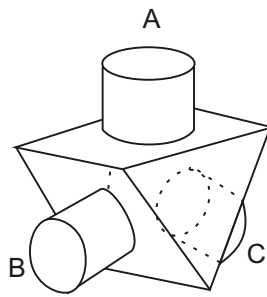


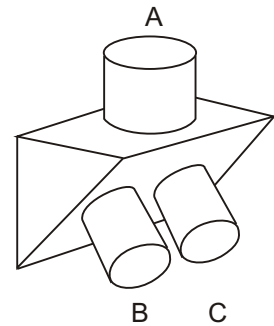
# CAR-MON DUAL FITTINGS



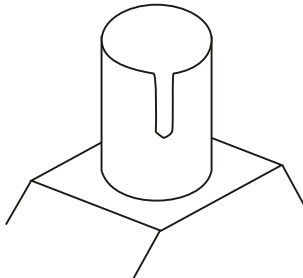
**T SERIES**  
FOR DUAL HANGING APPLICATION




**Y SERIES**  
FOR Y BRANCH APPLICATION



**W SERIES**  
FOR WALL MOUNTED  
ANGULAR PICK-UP APPLICATION



FITTINGS AVAILABLE  
WITH SLOTTED COLLAR TO FIT TUBE ADAPTER



THESE FITTINGS AVAILABLE WITH COUPLER  
SETS AND CHAIN & CAP ASSEMBLIES

CAR-MON DUAL FITTING				
QUANTITY	TYPE T, Y, OR W	A	B	C

**NOTES:**

These fittings can be used in combination with **HD** series hand dampers, **BG** series blast gates, **J** series swivel socket fitting, duct connection or flexible hose.

When ordering, attach a copy of this form with type and dimensions indicated.